



Junction box


mode of protection  I M2 EEx ia I
 II 2G EEx ia IIC T6

Type 5382

for the connection of intrinsically safe circuits. All circuits are protected against direct-connection up to 60 V sum of peak voltages of separate intrinsically safe circuits.

EC-Type Examination Certificate BVS 04 ATEX E 073

sum of peak voltages	60 V
conductor cross section	0,2 up to 2,5 mm ²
ingress protection	IP 54
surface protection	RAL 5012 (blue)
optional steel or stainless steel	



Description

Enclosure made of sheet steel. Bottom, shoulder, flange and cover made of sheet 3 mm. Endwalls made of flat steel 8 mm. fastening: 4 mounting plates with elongated hole for attachment screws. All sides can be equipped, depending on customer requirement, with threads and fixtures for the following types of cable entries:

- Flange cable glands
- Threaded Cable glands
- 1 Connector (type „Revos Ex“ by Wieland Electronic)
- up to 150 pcs. double-level terminal block type MBKKB 2,5 (Phoenix)
- up to 225 pcs. universal terminal block type UK 2,5 N (Phoenix)

type	H
5382-105-...	105
5382-160-...	160

possible cable glands

- ▶ 54342. ... (metric)
- ▶ 54345. ... (metric)
- ▶ 54352. ... (Pg)
- ▶ 54355. ... (Pg)
- ▶ 54503. ... (Pg)
- ▶ 54603. ... (metric)
- ▶ 54523. ... (Pg)
- ▶ 54543. ... (metric)
- ▶ 54553. ... (ISO 228-G)
- ▶ 54563. ... (NPT)
- ▶ 54642. ... (NPT)

- ▶ 54154. ... blind flange for closing non-used hole entries
- ▶ 54284. ... plug for closing non-used threaded holes